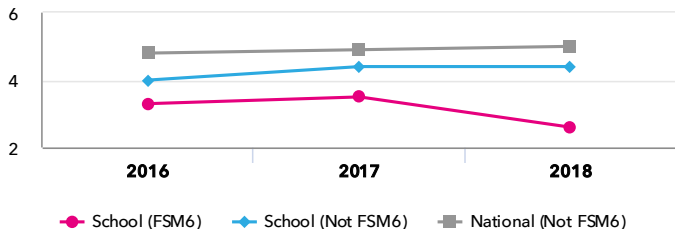


Disadvantaged pupils

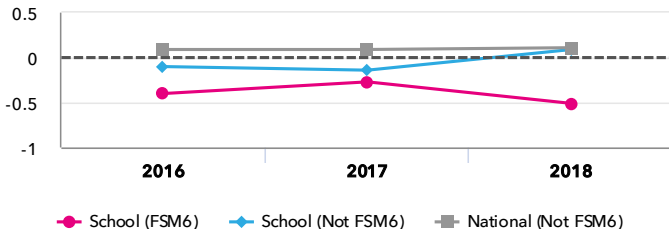
KS4 attainment for disadvantaged pupils 2018

Attainment 8 (Overall)

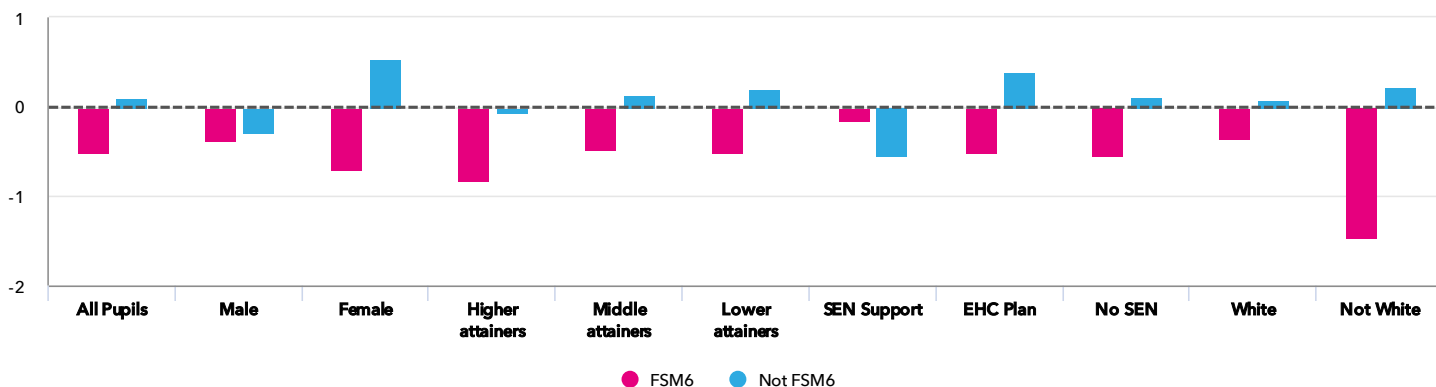


KS4 progress for disadvantaged pupils 2018

Progress 8 (Overall)



Progress gap Progress 8 (Overall)



Attainment & progress

Pupils		Attainment			Progress				
		FSM6	Not FSM6	Attainment 8 (Overall)			Progress 8 (Overall)		
				FSM6	Not FSM6	Gap	FSM6	Not FSM6	Gap
Summary	All Pupils	37	98	2.6 ⬇️	4.4 ⬇️	-1.8	-0.51 ⬇️	0.09	-0.6
Gender	Male	21	53	2.7	4	-1.3	-0.37	-0.29	-0.08
	Female	16	45	2.6	4.8	-2.2	-0.7	0.53	-1.23
DFE Prior Attainment	Higher attainers	2	31	4.7	5.6	-0.9	-0.82	-0.06	-0.76
	Middle attainers	18	45	3.4	4.1	-0.7	-0.48	0.14	-0.62
	Lower attainers	14	19	1.8	2.7	-0.9	-0.51	0.21	-0.72
SEN Group	SEN Support	4	5	1.7	2.2	-0.5	-0.14	-0.55	0.41
	EHC Plan	4	1	1.5	7.2	-5.7	-0.51	0.39	-0.9
	No SEN	29	92	2.9	4.5	-1.6	-0.55	0.12	-0.67
Ethnic Group	White	30	91	2.8	4.3	-1.5	-0.35	0.08	-0.43
	Not White	7	7	1.9	4.9	-3	-1.47	0.22	-1.69